

NEW PEUGEOT 308 & 308 SW

INCLUDING ELECTRIC, HYBRID & PLUG-IN HYBRID

PRICES - EQUIPMENT - TECHNICAL SPECIFICATIONS

Version 1.1 - Effective from 1st April 2026
2026.25 (F2) Model Year

LET'S BEGIN



BAFTA

Official Vehicle Partner





NEW PEUGEOT 308 EXPLORE THE RANGE

STANDARD SPECIFICATION

NEW PEUGEOT 308 models come with the following equipment as standard:

Safety & Security

- ABS (Anti-lock Braking System) with EBD (Electronic Braking Distribution) and EBA (Emergency Braking Assistance)
- Airbags: Adaptive driver and front passenger airbags (includes passenger airbag deactivation function)
- Airbags: Driver and front passenger side airbag
- Airbags: Front & rear curtain airbags
- Alarm (Thatcham category 1 approved)
- Automatic door locking when moving off
- Automatic hazard light activation upon heavy brake application
- Automatic Post-Collision Braking System
- Child locking functionality on rear doors
- Deadlocking
- Electronic code immobiliser
- ESP (Electronic Stability Programme) with Hill Start Assist
- Front optimised safety headrests and rear retractable headrests (x3), height-adjustable
- Front three-point retractable seatbelts, with force limiters
- Front and rear disc brakes
- Isofix child seat fittings (x2) in the second row
- Programmable cruise control and speed limiter
- Lane Keeping Assist
- Speed limit & traffic sign recognition and recommendation
- Driver attention warning
- Intelligent Speed Adaption
- Seatbelt unfastened on the move with audible and visual alert for front and rear seats
- Locking wheel nuts
- Tyre pressure sensors
- Tyre Inflation Kit
- Exterior temperature indicator with ice warning
- AVAS: Acoustic Vehicle Alerting System. Generates a sound when travelling at low speed, audible outside the vehicle for pedestrian safety.
- Driver Vigilance Camera





NEW PEUGEOT 308 EXPLORE THE RANGE

STANDARD SPECIFICATION

Comfort & Convenience

- Electric power steering with reach and rake adjustable steering column
- Electric parking brake
- Multifunction trip computer
- 'One-touch' electric front windows with pinch protection
- 'One-touch' electric rear windows with pinch protection
- PEUGEOT i-Cockpit®: 10.0" HD touchscreen
- Push button start
- Tailgate with heated rear windscreen & wiper blade
- Acoustic tinted windscreen
- Drive Mode Selector
- Central front armrest with storage compartment
- Manual driving mode – change gear manually via steering mounted paddles
- 3.7 kW monophasic On board charger (PLUG-IN HYBRID)
- 11 kW triphase Bi-directional On board charger (ELECTRIC)
- Mode 3 type 2 cable for wall box charging (PLUG-IN HYBRID & ELECTRIC)

Interior Features

- Rear windscreen wiper triggered automatically in reverse gear
- Seating: -1/3 -2/3 folding rear seat (Hatchback)
- Seating: 40:20:40 folding rear seat (SW)
- Compact 'e-toggle' drive selector
- Sport pedals with foot rest
- Toggle switches to access main functions of the vehicle

In Car Entertainment

- Bluetooth® telephone facility (up to two phones at one time)
- DAB Radio (Digital Audio Broadcasting)
- Mirror Screen®: (Apple CarPlay™ & Android Auto)
- 6-Speaker radio
- 12 V socket

Exterior Features

- Body-colour exterior door handles
- Model designation badges front and rear
- Nera black door mirrors
- Gloss black B Pillar
- Body coloured rear spoiler

Lighting & Visibility

- Rear reversing lights
- Rear numberplate LED lights (x2)





NEW PEUGEOT 308 STANDARD EQUIPMENT BY VERSION

ALLURE

AVAILABLE AS HYBRID, ELECTRIC AND PLUG-IN HYBRID

Standard Specification +

SAFETY & SECURITY

- Active Safety Brake (night function, cyclists & pedestrians)
- Adaptive cruise control with Stop & Go function

COMFORT & CONVENIENCE

- Automatic air conditioning with AQS 3 (Air Quality System)
- PEUGEOT e-Remote Control (ELECTRIC & PLUG-IN HYBRID)*, for Charging and Cabin Pre-Conditioning
- Dark tinted rear side and tailgate windows
- Rear parking sensors
- Visio Park 1: 180° Colour Reversing Camera
- Drive Mode Selector
 - Eco, Normal and Sport Modes (HYBRID & ELECTRIC)
 - Electric, Normal and Sport Modes (PLUG-IN HYBRID)
- Battery Preconditioning (Electric Only)

INTERIOR FEATURES

- Seating: Dynamic Front Seats
- Seating: 'TREMEZZO' Tri-Material and TEP cloth seat trim with Quartz stitch detail
 - Driver: manual lumbar adjustment
 - Manual height, slide and backrest adjustment (driver and passenger)
- Split leather steering wheel
- Heated Front Seats (ELECTRIC only)

INTERIOR FEATURES CONTINUED

- Fabric Dashboard & Door panel decoration
- Central rear armrest with cup holders (SW only)
- Sunvisors with concealable mirrors & LED lighting

EXTERIOR FEATURES

- 17" 'BANGKOK' diamond cut alloy wheels (HYBRID & PLUG-IN HYBRID)
- 18" 'SEATTLE' diamond cut alloy wheels (ELECTRIC only)
- Body coloured front grille
- Rear lower bumper gloss black "diffuser effect" trim
- Gloss black rear cluster connecting strip (Hatchback only)

IN CAR ENTERTAINMENT

- USB Socket (x2) rear including 1 USB-C

LIGHTING & VISIBILITY

- PEUGEOT® Full LED Headlight Technology
- PEUGEOT signature '3' Claw' Day-time Running Lights (DRL)
- 3D 'always on' – 'angled claw' LED rear light signature, with clear lens





NEW PEUGEOT 308

STANDARD EQUIPMENT BY VERSION

GT

AVAILABLE AS HYBRID, ELECTRIC AND PLUG-IN HYBRID

ALLURE Specification +

SAFETY & SECURITY

- PEUGEOT SOS & Assistance

COMFORT & CONVENIENCE

- PEUGEOT i-CONNECT® Advanced^
 - Connected Navigation with TomTom Live Updates & Speedcam alerts (6 months free subscription trial)^
 - Customisable PEUGEOT i-Toggles
 - ‘Over the air’ updates
 - Voice recognition with “OK PEUGEOT” command using natural language
- Electrochromic rear-view mirror
- Front & rear parking sensors
- PEUGEOT Open & Go (Keyless Entry & Start)
- Driver Sport Pack:
 - Personalised colour theme for digital display with specific colouring for ELECTRIC and PLUG-IN HYBRID versions
 - Sport adjustment to the steering and accelerator pedal

EXTERIOR FEATURES

- 18" 'HELSINKI' diamond cut two tone alloy wheels (HYBRID and PLUG-IN HYBRID)
- 18" 'SEATTLE' diamond cut two tone alloy wheels (ELECTRIC)
- GT model designation badging (ELECTRIC versions)
- Lion emblem badging on front wings
- Extended lower body styling to the front and side
- Gloss black roof rails (SW only)

IN CAR ENTERTAINMENT

- Voice recognition (radio and telephony features)

LIGHTING & VISIBILITY

- Matrix LED headlights
- Illuminated front grille
- Illuminated PEUGEOT Shield
- LED lighting within glovebox
- Sequential scrolling front indicators

INTERIOR FEATURES

- Seating: 'UZILA' fabric with 'Isabella' leather effect and cloth seat
- 8-colour personalisable ambient lighting
- Multi-function full grain leather steering wheel with 'Adamite' green stitching & GT badging
- PEUGEOT aluminium door sills
- Luxury Carpet Mats with contrast stitching
- Ski Hatch with central rear armrest with cup holder (Hatchback only)
- Roof lining – Mistral black

^ Subject to subscription – for renewal, Terms and Conditions, and any other details about Connected Navigation services, visit: <https://services-store.peugeot.co.uk>.

For vehicles registered from 1st July 2025, e-Remote Control (Remote Charging, Remote Climate Control) and e-ROUTES are included with a free 10-year subscription.





NEW PEUGEOT 308 STANDARD EQUIPMENT BY VERSION

GT PREMIUM

AVAILABLE AS HYBRID, ELECTRIC AND PLUG-IN HYBRID

GT Specification +

COMFORT & CONVENIENCE

- Heated Steering Wheel
- 360° 4x Colour camera system
- 3D digital Instrument Panel
- Clean Cabin System
- Drive Assist Pack Plus – Rear Cross Traffic Alert, Long Range Blind Spot detection & Lane Position Assist

INTERIOR FEATURES




- Alcantara® Upholstery
- AGR certified Drivers seat
- Heated front seats
- Multi-point massage function (Driver & Passenger Seats)
- 2-Position Memory Electric Height, slide and Backrest angle adjustable seat (Driver)
- 4-Way electric lumbar adjustment (Driver & Passenger)
- Manual Passenger seat height adjustment





NEW PEUGEOT 308

PRICE LIST

	Engine	Fuel	HP	Titre Code	CO ₂ g/km*	Basic MRRP	VAT (£)	Total MRRP	OTR Costs	On The Road MRRP	On The Road MRRP – Electric Car Grant Deducted [^]	P11D Value (£)	Electric Range (Miles) >>	2026/27 BIK %
 ALLURE	HYBRID 145 e-DSC6	Alternative Fuel - Petrol/Hybrid	145	1PP5A5PJHWT0A0F2 1PP5A5PJHWTXA0F2	110	23,787.50	4,757.50	28,560.00	1,450.00	29,995.00	–	29,535.00	–	28
	ELECTRIC 55kWh 156	Electric	156	1PP5A5QETFT0A0F2 1PP5A5QETFTXA0F2	0	24,950.00	4,990.00	29,940.00	1,055.00	30,995.00	29,495.00	30,930.00	279	4
	PLUG-IN HYBRID 195 e-DSC7 7-speed Efficient Automatic Transmission	Plug-in Hybrid	195	1PP5A5QR27T0A0F2 1PP5A5QR27TXA0F2	50	28,283.33	5,656.67	33,940.00	1,160.00	35,100.00	–	34,930.00	54	10
	1.5 BlueHDi 130 EAT8	Diesel	130	1PP5A5PP41T0A0F2 1PP5A5PP41TXA0F2	131	24,320.83	4,757.50	29,185.00	1,560.00	30,685.00	–	30,170.00	–	32
 GT	HYBRID 145 e-DSC6	Alternative Fuel - Petrol/Hybrid	145	1PP5A5TJHWT0A0F2 1PP5A5TJHWTXA0F2	111	25,495.83	5,099.17	30,595.00	1,500.00	32,095.00	–	31,585.00	–	28
	ELECTRIC 55kWh 156	Electric	156	1PP5A5UETFT0A0F2 1PP5A5UETFTXA0F2	0	26,616.67	5,323.33	31,940.00	1,055.00	32,995.00	31,495.00	32,930.00	277	4
	PLUG-IN HYBRID 195 e-DSC7 7-speed Efficient Automatic Transmission	Plug-in Hybrid	195	1PP5A5UR27T0A0F2 1PP5A5UR27TXA0F2	51	30,016.67	6,003.33	36,020.00	1,180.00	37,200.00	–	37,010.00	54	10
	1.5 BlueHDi 130 EAT8	Diesel	130	1PP5A5TP41T0A0F2 1PP5A5TP41TXA0F2	132	25,983.33	5,196.67	31,180.00	1,605.00	32,785.00	–	32,170.00	–	32
 GT PREMIUM	HYBRID 145 e-DSC6	Alternative Fuel - Petrol/Hybrid	145	1PP5A5TJHWT05NF2 1PP5A5TJHWTX5NF2	111	26,579.17	5,315.83	31,895.00	1,500.00	33,395.00	–	32,885.00	–	28
	ELECTRIC 55kWh 156	Electric	156	1PP5A5UETFT05NF2 1PP5A5UETFTX5NF2	0	27,866.67	5,573.33	33,440.00	1,055.00	34,495.00	32,995.00	34,430.00	277	4
	PLUG-IN HYBRID 195 e-DSC7 7-speed Efficient Automatic Transmission	Plug-in Hybrid	195	1PP5A5UR27T05NF2 1PP5A5UR27TX5NF2	51	31,433.33	6,286.67	37,720.00	1,180.00	38,900.00	–	38,710.00	53	10
	1.5 BlueHDi 130 EAT8	Diesel	130	1PP5A5TP41T05NF2 1PP5A5TP41TX5NF2	132	27,066.67	5,413.33	32,480.00	1,605.00	34,085.00	–	33,470.00	–	32

[^]£1,500 Electric Car Grant (ECG)

CO₂ figures, P11D values, BIK% and MRRP pricing shown above are for a standard vehicle without any additional optional equipment. CO₂ figures are used to calculate Vehicle Excise Duty (VED) for the first registration of the vehicle as well as EAER range data and RDE2 compliance for BIK%. The addition of optional extras could increase the certified CO₂ emission output or modify the EAER range. This in turn may affect the amount of VED payable upon registration, and, for company car drivers, the amount of Benefit in Kind (BIK) tax payable.

*For further information on CO₂ and pricing for vehicles with optional equipment, please visit www.peugeot.co.uk and configure your chosen vehicle with your preferred options.

Figures shown are for comparison purposes and should only be compared to the fuel consumption and CO₂ values of other cars tested to the same technical standard.



The fuel consumption achieved, and CO₂ produced, in real world conditions will depend upon a number of factors including, but not limited to: the accessories fitted (pre and post registration); variations in weather; driving styles and vehicle load. The WLTP (Worldwide Harmonised Light Vehicles Test Procedure) is used to measure fuel consumption and CO₂ figures.***On the Road' MRRP includes registration plates and delivery to retailer (including VAT), 12 months' Vehicle Excise Duty and new vehicle registration fee of £55. Excludes fuel and insurance.

All information and prices correct at time of publication, but are subject to change at any time without prior notice (which may occur as a result of matters including, but not limited to, any changes in legislation and/or any changes by the government).



NEW PEUGEOT 308 SW

PRICE LIST

	Engine	Fuel	HP	Titre Code	CO ₂ g/km*	Basic MRRP	VAT (£)	Total MRRP	OTR Costs	On The Road MRRP	On The Road MRRP – Electric Car Grant Deducted [^]	P11D Value (£)	Electric Range (Miles) >>	2026/27 BIK %
 ALLURE	HYBRID 145 e-DSC6	Alternative Fuel - Petrol/Hybrid	145	1PP5C5PJHWT0A0F2 1PP5C5PJHWTXA0F2	111	24,745.83	4,949.17	29,695.00	1,500.00	31,195.00	-	30,685.00	–	28
	ELECTRIC 55kWh 156	Electric	156	1PP5C5QETFT0A0F2 1PP5C5QETFTXA0F2	0	25,950.00	5,190.00	31,140.00	1,055.00	32,195.00	30,695.00	32,130.00	275	4
	PLUG-IN HYBRID 195 e-DSC7 7-speed Efficient Automatic Transmission	Plug-in Hybrid	195	1PP5C5QR27T0A0F2 1PP5C5QR27TXA0F2	51	29,266.67	5,853.33	35,120.00	1,180.00	36,300.00	-	36,125.00	53	10
	1.5 BlueHDi 130 EAT8	Diesel	130	1PP5C5PP41T0A0F2 1PP5C5PP41TXA0F2	131	25,233.33	5,046.67	30,280.00	1,605.00	31,885.00	-	31,270.00	–	32
 GT	HYBRID 145 e-DSC6	Alternative Fuel - Petrol/Hybrid	145	1PP5C5TJHWT0A0F2 1PP5C5TJHWTXA0F2	113	26,495.83	5,299.17	31,795.00	1,500.00	33,295.00	-	32,785.00	–	28
	ELECTRIC 55kWh 156	Electric	156	1PP5C5UETFT0A0F2 1PP5C5UETFTXA0F2	0	27,616.67	5,523.33	33,140.00	1,055.00	34,195.00	32,695.00	34,130.00	275	4
	PLUG-IN HYBRID 195 e-DSC7 7-speed Efficient Automatic Transmission	Plug-in Hybrid	195	1PP5C5UR27T0A0F2 1PP5C5UR27TXA0F2	51	31,016.67	6,203.33	37,220.00	1,180.00	38,400.00	-	38,225.00	53	10
	1.5 BlueHDi 130 EAT8	Diesel	130	1PP5C5TP41T0A0F2 1PP5C5TP41TXA0F2	132	26,983.33	5,396.67	32,380.00	1,605.00	33,985.00	-	33,370.00	–	32
 GT PREMIUM	HYBRID 145 e-DSC6	Alternative Fuel - Petrol/Hybrid	145	1PP5C5TJHWT05NF2 1PP5C5TJHWTX5NF2	113	27,829.17	5,565.83	33,395.00	1,500.00	34,895.00	-	34,385.00	–	28
	ELECTRIC 55kWh 156	Electric	156	1PP5C5UETFT05NF2 1PP5C5UETFTX5NF2	0	29,116.67	5,823.33	34,940.00	1,055.00	35,995.00	34,495.00	35,930.00	273	4
	PLUG-IN HYBRID 195 e-DSC7 7-speed Efficient Automatic Transmission	Plug-in Hybrid	195	1PP5C5UR27T05NF2 1PP5C5UR27TX5NF2	52	32,683.33	6,536.67	39,220.00	1,180.00	40,400.00	-	40,225.00	53	10
	1.5 BlueHDi 130 EAT8	Diesel	130	1PP5C5TP41T05NF2 1PP5C5TP41TX5NF2	133	28,316.67	5,663.33	33,980.00	1,605.00	35,585.00	-	34,970.00	–	32

[^]£1,500 Electric Car Grant (ECG)

CO₂ figures, P11D values, BIK% and MRRP pricing shown above are for a standard vehicle without any additional optional equipment. CO₂ figures are used to calculate Vehicle Excise Duty (VED) for the first registration of the vehicle as well as EAER range data and RDE2 compliance for BIK%. The addition of optional extras could increase the certified CO₂ emission output or modify the EAER range. This in turn may affect the amount of VED payable upon registration, and, for company car drivers, the amount of Benefit in Kind (BIK) tax payable.

*For further information on CO₂ and pricing for vehicles with optional equipment, please visit www.peugeot.co.uk and configure your chosen vehicle with your preferred options.

Figures shown are for comparison purposes and should only be compared to the fuel consumption and CO₂ values of other cars tested to the same technical standard.

The fuel consumption achieved, and CO₂ produced, in real world conditions will depend upon a number of factors including, but not limited to: the accessories fitted (pre and post registration); variations in weather; driving styles and vehicle load. The WLTP (Worldwide Harmonised Light Vehicles Test Procedure) is used to measure fuel consumption and CO₂ figures.***On the Road' MRRP includes registration plates and delivery to retailer (including VAT), 12 months' Vehicle Excise Duty and new vehicle registration fee of £55. Excludes fuel and insurance.

All information and prices correct at time of publication, but are subject to change at any time without prior notice (which may occur as a result of matters including, but not limited to, any changes in legislation and/or any changes by the government).

NEW PEUGEOT 308 & 308 SW REINVENTING THE DRIVING EXPERIENCE

PEUGEOT i-Cockpit®

The **PEUGEOT i-Cockpit®** is part of PEUGEOT's Design language. With each generation, it is enhanced and modernised. With new 308, it marks a clear change in terms of ergonomics, quality, design and technology.

The PEUGEOT i-Cockpit®, comprises of the following key features:

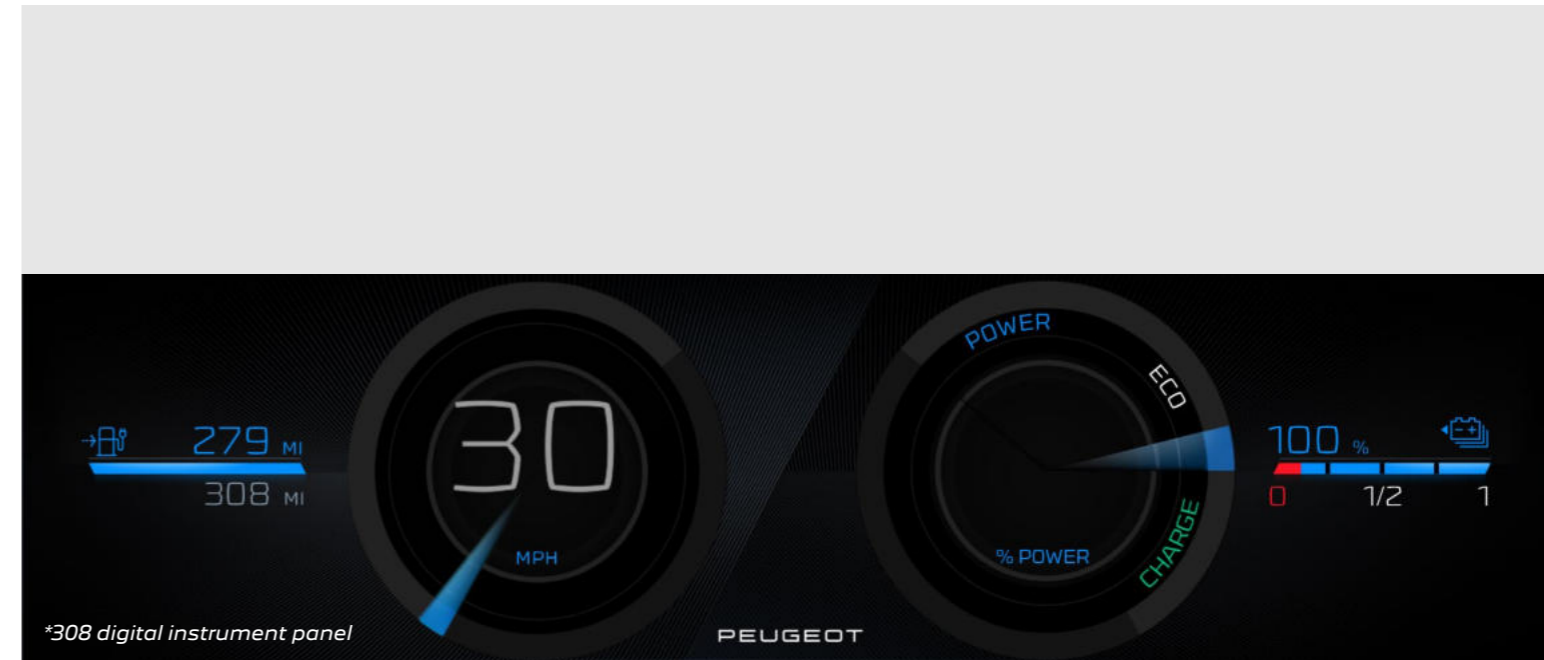
Configurable 10.0" head-up digital instrument panel

Available as standard across the PEUGEOT 308 range, this 10.0" 100% digital screen can be customised to suit the driver's needs. As the panel is positioned higher, it is closer to the road and is more within the driver's field of vision. This can increase safety when compared to a conventional setup where the dials sit within the wheel, further from the road.

The crisp and colourful graphics within the instrument panel can be adapted to give a variety of display modes some of which include:

- Connected Navigation (optional on ALLURE, standard on GT & GT PREMIUM)
- Radio/Media
- Driving Aids
- Energy flow (HYBRID, ELECTRIC and PLUG-IN HYBRID)

In addition to the above a 'Personal' mode can also be configured, for optimum comfort.



Compact Drive Selector 'e-Toggle'

This stylish drive selector with its ergonomic design complements the PEUGEOT I-Cockpit and helps to free up space within the cabin.

Operation is intuitive and smooth, for the more exuberant driver a manual driving mode is also available, changes can be performed seamlessly via the steering column mounted paddles (excluding ELECTRIC versions).



NEW PEUGEOT 308 & 308 SW REINVENTING THE DRIVING EXPERIENCE

PEUGEOT i-Cockpit®

Compact multi-function steering wheel

Compact dimensions coupled with a re-designed shape enhance every journey in PEUGEOT 308. Out on the road the compact dimensions increase the visibility of the instrument panel whilst in the corners it provides heightened responses and improved agility.

The compact multi-function steering wheel includes sensors which can detect the drivers grip on the steering wheel when using the driving aids such as Adaptive Cruise Control.

The compact multi-function steering wheel includes controls for the radio, media, volume, Telephone, driving aids & voice recognition.

You can also enjoy the comfort of a heated steering wheel, available as an option on ALLURE & GT versions, standard on all ELECTRIC & GT PREMIUM versions.



10.0" high definition (HD) capacitive touchscreen

With crystal clear graphics, the 10.0" capacitive touchscreen houses several key technological features on the new PEUGEOT 308. Capacitive technology helps to give smartphone levels of responsiveness whilst multi-touch technology brings greater levels of functionality. In keeping with the PEUGEOT i-Cockpit® theme, the touchscreen is angled towards the driver.

From GT trim you will enjoy the virtual i-Toggles® which are a second touch-sensitive screen. Each i-Toggle is a virtual shortcut key which can be completely customised to your needs.

The new i-Connect® function will also allow you easier access to applications by saying 'OK PEUGEOT' followed by your command.

Connect wirelessly to the car using Android Auto or Apple Car Play™



NEW PEUGEOT 308 & 308 SW HIGH-END DESIGN

STYLE & PRACTICALITY

THE SILHOUETTE OF THE PEUGEOT 308 IS DYNAMIC FROM EVERY ANGLE.

Its sleek, athletic lines with bold proportions emphasise a powerful personality.

The assertive verticality of the large grille continues with a long bonnet. The rear end is muscular and powerful, its aerodynamics boosted by its lowered roof line. It is visibly larger, sitting firmly on its wheels.

The distinguished and streamlined profile reveals its athletic look.





It is the first vehicle to feature the new illuminated PEUGEOT badge and grille (from GT versions), the brand's timeless identity, combining history and ultra-modernity. This emblem, with its contemporary typeface, is displayed proudly on the radiator grille. The bonnet sports the 308 monogram, with a front end signalling the new look.

The ultra-compact front lighting signature is decidedly contemporary and hi-tech. Combining elegance with strength, the front headlights are now 'hidden' below the '3-Claw' Daytime Running Lights marking the dynamism and identity of the PEUGEOT 308.

The '3-Claw' Day time running lights also includes the in-built sequential indicators adding a further level of elegance in the lighting signature (standard from GT).

The hi-tech and modern rear lighting signature is accompanied by ultra-compact Full LED 3D lights.





NEW PEUGEOT 308 & 308 SW HIGH-END DESIGN

STYLE & PRACTICALITY

The PEUGEOT 308 SW presents a powerful stance, reinforced by an extended bonnet and a set-back windscreen.

The athletic and distinguished profile present aerodynamic lines and a muscular rear end. The stylish gloss back roof rails, also standard from GT trim, elegantly enhance the fluidity of its longer body style.

Practicality

The boot volume of the PEUGEOT 308 SW offers practicality, with a minimum volume of up to 608 Litres and by folding the rear seats, which feature a 40/20/40 split, a maximum of up to 1634 Litres is achieved.

The PEUGEOT 308 SW can benefit from the smart electric tailgate (optional on GT, standard on GT PREMIUM), which is operated with a foot sensor under the bumper. Making loading the vehicle hands free even easier.

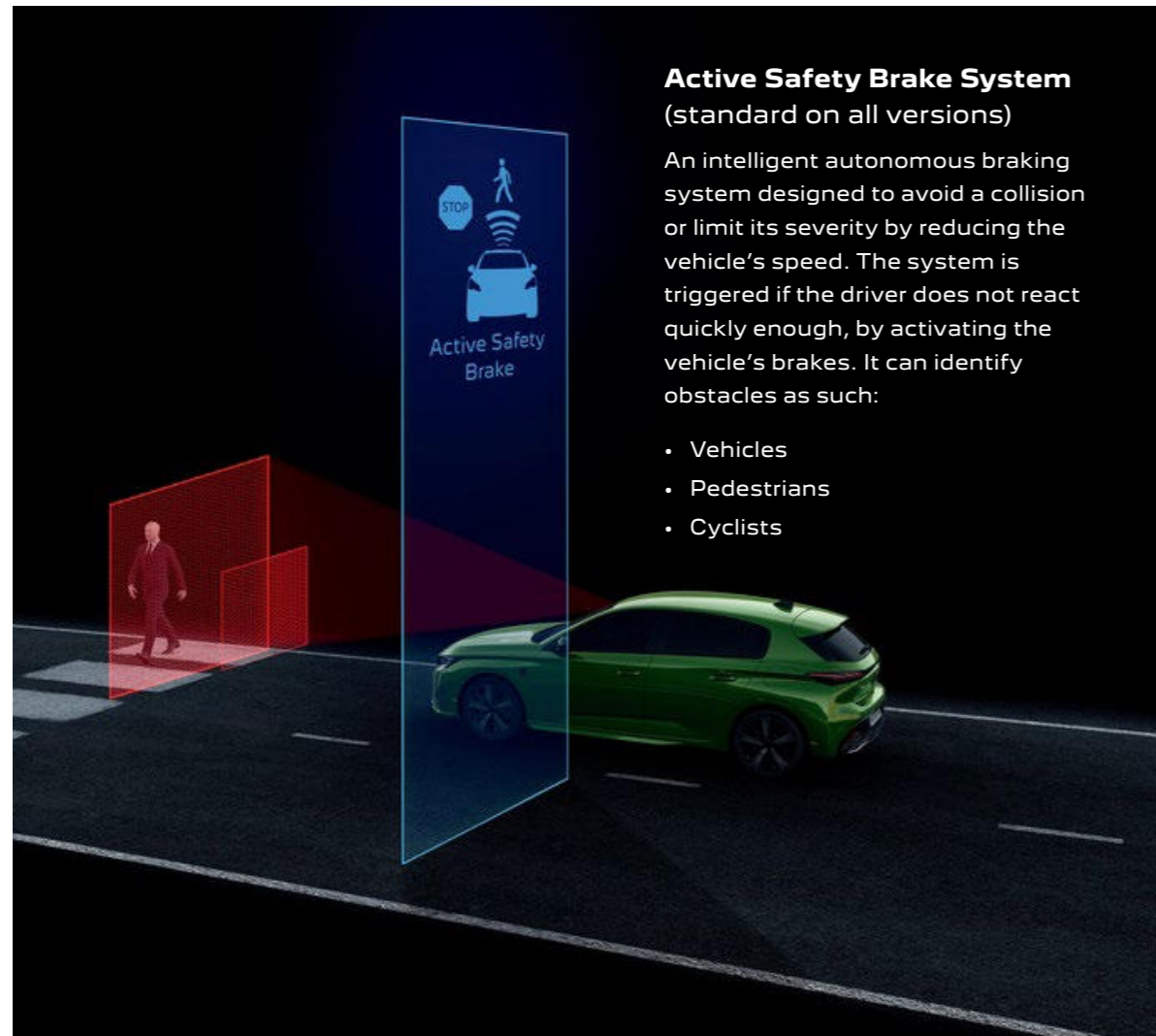


NEW PEUGEOT 308 & 308 SW

EXPLORE THE RANGE

SAFETY TECHNOLOGY


The PEUGEOT 308 is fitted with numerous driving and manoeuvring assistance systems to increase your comfort and safety.



Adaptive Cruise Control with Stop Function (ACC Stop) (standard)

The ACC Stop and Go system, which can be controlled via steering wheel with the PEUGEOT 308, provides two key functions:

- Automatically maintains vehicle speed at the reference speed set by the driver
- Automatically adjusts vehicle speed to keep a safe distance from the vehicle in front, in line with the setting selected by the driver.



Long Range Blind Spot Detection (up to 75 meters) (standard on GT PREMIUM)

Using lateral ultrasound sensors to cover areas out of your field of vision along with the windscreen mounted camera, an LED illuminates in either side door mirror to alert to the presence of a car, lorry, motorbike or bicycle in your blind spot. The system works when overtaking a slower vehicle or when overtaken by a faster vehicle.

NEW PEUGEOT 308 & 308 SW EXPLORE THE RANGE

SAFETY TECHNOLOGY




Rear Cross Traffic Alert
(standard on GT PREMIUM)

For safe reversing this feature warns the driver about any obstacles that may be in the blind spot of the vehicle (cars, cyclists, motorbikes, etc) using the rear corner radars.



Matrix LED Headlights technology (standard from GT)

Hidden within the front bumper of the PEUGEOT 308, this feature automatically adapts the headlight beams to the traffic conditions, maintaining optimal lighting without hindering other road users (such as oncoming vehicles or vehicles in front).

Combining the new headlight design alongside the day-time running lights, light up Grille and PEUGEOT emblem, this provides the PEUGEOT 308 with a striking new lighting signature.



Driver Vigilance Camera (Standard)

An **Advanced Driver Attention Monitoring system**, achieved through the installation of a Driver Vigilance Camera is now included a standard across the range. This camera will be mounted on the driver's side A-pillar to ensure the driver maintains awareness and will make an audible alert if the driver is distracted from the road or even falls asleep at the wheel. This system assists with driver and passenger safety.



Lane Keeping Assist

A system that monitors longitudinal lane markings on the ground. If a deviation is detected across a lane marking, you are alerted by a flashing indicator on the digital instrument panel in the cabin.

In addition as soon as the system identifies a risk of accidentally crossing one of the marking lines detected on the ground, the steering is gradually corrected to keep the vehicle in lane, at speeds of over 40mph. For further peace of mind, road edge detection is also included to reduce the likelihood of the vehicle leaving the road in an accident.

Lane Positioning Assist (standard on GT PREMIUM)

This intelligent system positions the car centrally with the middle of a lane, applying left and right trajectory corrections accordingly whilst the adaptive cruise control maintain speed and distance from the traffic ahead.



NEW PEUGEOT 308 & 308 SW EXPLORE THE RANGE

LIVE THE POWER OF CHOICE

The NEW 308 is available with a choice of self-charging HYBRID, PLUG-IN HYBRID and 100% ELECTRIC powertrains

PLUG-IN HYBRID powertrain:

The PEUGEOT 308 PLUG-IN HYBRID is available with the Gen2 PLUG-IN HYBRID powertrain:

- GEN2 PLUG-IN HYBRID 195 e-DSC7 with our efficient Petrol 150 engine, combined with a 92 kW electric engine.

The PEUGEOT 308 PLUG-IN HYBRID features the following key elements:

TECHNICAL

PLUG-IN HYBRID 195 e-DSC7

Efficient Petrol 150 engine combined with a GEN2 92 kW electric powertrain, complete with an electrified 7-speed DSC7 automatic gearbox (e-DSC7).

This efficient combination provides a combined power output of 195hp (144 kW) as well as an improved, stimulating driving experience.

Battery: Li-ion 17.2 kWh

Warranty: 8 year/ 100,000 miles

(For 70% of original capacity)

All Electric Range: Up to 52 Miles

EMP2 V3 platform

308 PLUG-IN HYBRID has been engineered on the latest EMP2 V3 multi-energy platform which has been developed to offer a range of powertrains without compromise.

Particular attention was given to weight reduction and balance to ensure a great driving experience whilst preserving space on board and luggage capacity.

Charging flexibility with 2 modes available

PLUG-IN HYBRID 195 e-DSC7

Domestic (AC): 2.3 kWh from a domestic 3-pin socket, full charge in 7hrs 25 mins accessory cable needed)

Standard: 7.4 kWh from a wall box, full charge in 4hrs 20 mins (2hrs 05mins with optional 7.4 kW On Board Charger)

USAGE

3 driving modes

In the PEUGEOT 308 PLUG-IN HYBRID you will be able to choose between 3 driving modes:

HYBRID – alternation of electric and internal combustion engine driving to optimise the use of energies

ELECTRIC – allows for 100% electric driving

Sport – uses all of the power of internal combustion and electric engines for maximum performance





NEW PEUGEOT 308 & 308 SW EXPLORE THE RANGE

LIVE THE POWER OF CHOICE

The new PEUGEOT E-308 features the following key elements:

TECHNICAL

58 kWh traction battery combined with a 156hp electric motor.

The PEUGEOT E-308 offers a lively and stimulating drive thanks to its 100% electric powertrain. You benefit from immediate reactivity with up to 270Nm of torque from 0mph. The silent engine offers a serene drive without vibration.

Battery: Lithium-ion 58 kWh Gross Capacity (55 kWh Usable Capacity)

Warranty: 8 year/100,000 mile (for 70% of original capacity)

EMP2 V3 platform

New E-308 has been engineered on the latest EMP2 V3 multi-energy platform.

Particular attention was given to weight reduction and balance to ensure a great driving experience whilst preserving space on board and luggage capacity.

Charging flexibility with 3 modes available

Domestic (AC): 10A / 2.3 kW from a domestic 3-pin socket, charge from 20% to 80% in 14hrs 40mins (accessory cable needed)

Standard: 7.4 kW from a wall box, charge from 20% to 80% in 4 hr 25mins

Rapid: 100 kW, charge from 20% to 80% in only 30 minutes

USAGE

3 driving modes

New E-308 allows you to choose between 3 driving modes:

- **Sport:** priority given to performance, both power and torque maximised to 156hp and 270Nm respectively
- **Normal:** default mode on start-up for daily usage, offering power of 145hp and torque of 250Nm
- **Eco:** priority given to optimising range by reducing power to 109hp, torque to 220Nm, as well as limiting use of energy intensive systems including heating and air conditioning

3 braking modes

E-308 offers 3 regenerative braking modes, adjustable via steering wheel paddles, allowing a more or a less extensive regeneration of electricity to recharge the battery.

- **Low regeneration:** for sensations close to those of a combustion engine vehicle
- **Moderate regeneration:** for accentuated deceleration when the accelerator pedal is released.
- **Augmented regeneration:** for maximum deceleration when the accelerator pedal is released, and therefore maximum regeneration. In Moderate or Augmented Regenerative Braking mode, the system automatically activates the rear brake lights when the accelerator pedal is released.

PEUGEOT CARE

PEUGEOT CARE delivers peace of mind by providing comprehensive cover for the electric motor, charging system, powertrain, and electrical and mechanical components for **up to 8 years, or 100,000 miles**, whichever comes first, from the date of registration, on PEUGEOT electric cars. It is in addition to the specific warranty offered by PEUGEOT on all its electric vehicle batteries, also lasting 8 years or 100,000 miles. This makes PEUGEOT the first European brand to offer such extensive coverage on one of its models.

PEUGEOT CARE consists of 3 years standard manufacturer's warranty plus up to 5 years of special coverage, activated when you decide to maintain your car in the participating PEUGEOT network in line with our service programme. It is valid up to the next scheduled service and reactivated for vehicles up to 8 years old or 100,000 miles, whichever happens first. PEUGEOT CARE is available on new and UK ordered: E-208, E-2008, E-308, E-308 SW, E-3008, E-408, E-5008, E-Rifter and E-Traveller. PEUGEOT CARE does not affect your legal guarantee of conformity or the manufacturer warranty on your car. Please see full [terms & conditions](#).





NEW PEUGEOT 308 & 308 SW EXPLORE THE RANGE

LIVE THE POWER OF CHOICE


HYBRID 145 e-DSC6

HYBRID 145 e-DCS6 combines a 136hp 1.2 Petrol engine with a 48V (0.9 kWh) battery. These are partnered with an electrified 6-speed dual-clutch Automatic transmission that develops a combined power of 145 hp (107 kW). The 48V (0.9 kWh) battery is located under the passenger's front seat. In urban driving, the NEW 308 can operate more than 50% of the time in 100% zero-emission electric mode. This significantly reduces fuel consumption and CO₂ emissions. This HYBRID technology requires no plug-in to charge the traction battery; charging during deceleration. In normal driving, the petrol engine and electric motor work together or separately, to provide maximum power and torque required, to optimise fuel consumption and electrical energy, or to charge the traction battery.

1.5 BlueHDi EAT8 130 Diesel

PEUGEOT's 1.5 BlueHDi EAT8 diesel engine is a modern, efficient four-cylinder power unit designed to deliver strong torque, low emissions, and refined performance. The 1.5-litre BlueHDi engine produces 130 hp at 3750 rpm and 300 Nm of torque at 1750 rpm, giving it flexible pulling power ideal for everyday driving. It uses a common-rail injection system, turbocharging, and PEUGEOT's SCR (Selective Catalytic Reduction) technology to minimise NOx emissions. Paired with the EAT8 eight-speed automatic gearbox, the engine offers smooth, responsive shifts and optimised fuel efficiency.





NEW PEUGEOT 308 & 308 SW PLUG-IN HYBRID AND 308 ELECTRIC ELECTRIC & PLUG-IN HYBRID WITHOUT COMPROMISE

LIVE THE POWER OF CHOICE

ELECTRIC & PLUG-IN HYBRID SERVICES

MyPEUGEOT App

Remote Charging: Control, plan, launch and check the vehicle's charge remotely.

Remote Climate Control: Remotely plan and control the heating or air conditioning in the interior of your car.

e-Coaching: Consumption logs and statistics.

Home charging

ELECTRIC and PLUG-IN HYBRID versions come with a Mode 3 Type 2 cable as standard (6 metre length). We recommend installing a wall box at home and PEUGEOT will refer you to their specialist charging partner.



DISTINCTIVE ELECTRIC, PLUG-IN & HYBRID BADGING & FEATURES


The PEUGEOT 308 ELECTRIC, HYBRID & PLUG-IN HYBRID come with distinctive and exclusive touches


The rear tailgate on the 308 will display 'E', 'HYBRID' or 'PLUG-IN' badging, dependant on powertrain.

The PEUGEOT E-308, 308 HYBRID & 308 PLUG-IN HYBRID feature specific technological animations and menus on the touchscreen providing easy access to all vehicle information including energy flows.

Specific 'E', 'HYBRID' & 'PLUG-IN HYBRID' graphics available through the i-Cockpit®.

On PLUG-IN HYBRID versions an 'e-SAVE FUNCTION' allows you to save or regenerate all or part of the battery for later use during your journey.








NEW PEUGEOT 308 & 308 SW

CHOOSE YOUR OPTIONS (1/2)

KEY: ● STANDARD ○ OPTIONAL — UNAVAILABLE

OPTION CODE				Basic RRP (£) Excluding VAT	VAT @ 20%	Total RRP (£) Including VAT	
	ALLURE	GT	GT PREMIUM				
PAINT							
Metallic Paint – Lagoa Blue (Hatchback only)	M0KH	●	●	●	0.00	0.00	0.00
Metallic Paint – Ingaro Blue (SW only)	M07K	●	●	●	0.00	0.00	0.00
Metallic Paint – Cumulus Grey (M0F4), Nera Black (M09V), Okenite White (M0SU), Selenium Grey (M0LD)	<---	○	○	○	625.00	125.00	750.00
Premium Paint – Elixir Red	M5VH	○	○	○	791.67	158.33	950.00
OPTION PACKS							
360° Vision & Drive Assist Pack - 360° Colour 4 Camera System - Front Parking Sensors - Drive Assist Pack (ZVEN) – Rear Cross Traffic Alert & Long range Blind Spot Detection	1G18	○	—	—	566.67	113.33	680.00
360° Vision & Drive Assist Plus Pack - 360° Colour 4 Camera System (1G18) - 3D Digital Instrument Panel (GMAW) - Clean Cabin System (O301) - Drive Assist Pack Plus (ZVM8) – Rear cross traffic alert, Long range Blind Spot Detection & Lane Position Assist	J60C	—	○ (Hatchback only)	● (Hatchback only)	566.67	113.33	680.00
360° Vision & Drive Assist Plus & Smart Electric Tailgate Pack - 360° Colour 4 Camera System (1G18) - 3D Digital Instrument Panel (GMAW) - Clean Cabin System (O301) - Drive Assist Pack Plus (ZVN5) – Rear Cross Traffic Alert, Long Range Blind Spot Detection & Lane Position Assist - Smart Electric Tailgate with foot sensor and pedestrian detection (D501)	J6N9	—	○ (SW only)	● (SW only)	833.33	166.67	1,000.00
Comfort Pack (SW HYBRID versions only) - 2-Position Boot Floor (SP16) - Safety Net (NM02)	J6J2	○ (SW only)	—	—	166.67	33.33	200.00
Sensation Pack (excl. ELECTRIC) - Panoramic Opening Glass Sunroof (TC07) - FOCAL® Hi-Fi (6F04)	J6WZ	—	○	○	1,250.00	250.00	1,500.00

* Additional terms and conditions apply to connected services, including customer acceptance of location sharing prior to activation.

** Not available in conjunction with FOCAL® Hi-Fi

^ Subject to subscription – after you have taken delivery of your vehicle, please subscribe on: <https://services-store.peugeot.co.uk/>




^^ Tow Bar only to be used for Cycle Carriers on ELECTRIC versions, towing not permitted



NEW PEUGEOT 308 & 308 SW

CHOOSE YOUR OPTIONS (2/2)

KEY: ● STANDARD ○ OPTIONAL — UNAVAILABLE

	OPTION CODE	 ALLURE	 GT	 GT PREMIUM	Basic RRP (£) Excluding VAT	VAT @ 20%	Total RRP (£) Including VAT
OPTION PACKS CONTINUED							
Connectivity Pack - Connected Navigation - i-Toggles® - Smartphone Wireless Charger (E301)	J6HV	○	—	—	541.67	108.33	650.00
COMFORT AND CONVENIENCE							
PEUGEOT Open & Go Keyless Entry System	YD04	○	●	●	291.67	58.33	350.00
Smartphone Wireless Charger	E301	—	○	○	83.33	16.67	100.00
High Load Retention Net	NM02	○ (SW only)	○ (SW only)	● (SW only)	125.00	25.00	150.00
Heat Pump (ELECTRIC versions only)	2501	○	○	●	333.33	66.67	400.00
7.4 kW On-board Charger (PLUG-IN HYBRID versions only)	LZ02	○	○	●	333.33	66.67	400.00
EXTERIOR FEATURES							
Towbar: manually retractable with 13-pin harness and TSM (trailer sway mitigation) system (^^Towing prohibited on ELECTRIC versions, for Cycle Carrier use only) (Towbar currently unavailable on 308 Hatchback Plug-In Hybrid Versions)	AQ05	○	○	○	658.33	131.67	790.00
Panoramic Opening Glass Sunroof (GT & GT Premium ELECTRIC Hatchback)	TC07	—	○	○	750.00	150.00	900.00
17" Spare Wheel Preparation (HYBRID only)	ZH03	○	—	—	16.67	3.33	20.00
18" Spare Wheel Preparation (HYBRID only)	ZH07	—	○ (Hatchback only)	○ (Hatchback only)	16.67	3.33	20.00

* Additional terms and conditions apply to connected services, including customer acceptance of location sharing prior to activation.

** Not available in conjunction with FOCAL® Hi-Fi

^ Subject to subscription – after you have taken delivery of your vehicle, please subscribe on: <https://services-store.peugeot.co.uk/>

^^ Tow Bar only to be used for Cycle Carriers on ELECTRIC versions, towing not permitted



NEW PEUGEOT 308 & 308 SW EQUIPMENT (1/4)

KEY: ● STANDARD ○ OPTIONAL — UNAVAILABLE



	ALLURE	GT	GT PREMIUM
SAFETY AND SECURITY			
ABS (Anti-lock Braking System) with EBD (Electronic Braking Distribution) and EBA (Emergency Braking Assistance)	●	●	●
Airbags: Adaptive driver and front passenger airbags (includes passenger airbag deactivation function)	●	●	●
Airbags: Driver and front passenger side airbag, front and rear curtain airbags	●	●	●
Alarm with anti-lift sensor (Thatcham category 1 approved)	●	●	●
Automatic door locking when moving off	●	●	●
Automatic hazard light activation upon heavy brake application	●	●	●
Automatic Post-Collision Braking System	●	●	●
AVAS: Acoustic Vehicle Alerting System. Generates a sound when travelling at low speed, audible outside the vehicle for pedestrian safety	●	●	●
Child locking functionality on rear doors	●	●	●
Deadlocking	●	●	●
Electronic code immobiliser	●	●	●
ESP (Electronic Stability Programme) with Hill Start Assist	●	●	●
Front optimised safety headrests and rear retractable headrests (x3), height-adjustable.	●	●	●
Front three-point retractable seatbelts, with force limiters	●	●	●
Front and rear disc brakes	●	●	●
Locking wheel nuts	●	●	●
Isofix child seat fittings (x2) in the second row	●	●	●
Intelligent Speed Adaption	●	●	●



	ALLURE	GT	GT PREMIUM
COMFORT AND CONVENIENCE			
PEUGEOT SOS & Assistance	●	●	●
Programmable cruise control and speed limiter	●	●	●
Adaptive cruise control with Stop & Go function	●	●	●
Lane Keeping Assist	●	●	●
Lane Position Assist	—	○ ⁺	●
Speed limit recognition and recommendation	●	●	●
Active Safety Brake (Night function, cyclists, pedestrians)	●	●	●
Rear Cross Traffic Alert	○ ⁺	○ ⁺	●
Driver attention warning	●	●	●
Seatbelt unfastened on the move audible and visual alert for front and rear seats	●	●	●
Space saver spare wheel preparation (HYBRID versions only)	○	○	○
Tyre Repair Kit	●	●	●
Tyre under-inflation detection system	●	●	●
Exterior temperature indicator with ice warning	●	●	●
Driver Vigilance Camera	●	●	●
Automatic air conditioning with AQS 3 (Air Quality System)	●	●	●
Clean Cabin Technology	—	○ ⁺	●
Acoustic tinted & laminated windscreen	●	●	●

^Hatchback HYBRID & PLUG-IN HYBRID, SW ELECTRIC only. *Standard on SW ELECTRIC ONLY. ^^excl. ELECTRIC versions. **Standard on ELECTRIC versions only. Available via Option Packs on HYBRID & PLUG-IN HYBRID. "Hatchback ALLURE only. ○⁺Available as part of an Option Pack. ***Standard on PLUG-IN HYBRID and E-308 ELECTRIC versions.

Note: For vehicles registered from 1st July 2025, e-Remote Control (Remote Charging, Remote Climate Control) and e-ROUTES are included with a free 10-year subscription. The features are available via the MyPEUGEOT app.



NEW PEUGEOT 308 & 308 SW EQUIPMENT (2/4)

KEY: ● STANDARD ○ OPTIONAL — UNAVAILABLE



COMFORT AND CONVENIENCE CONTINUED	ALLURE	GT	GT PREMIUM
Acoustic laminated front side windows	●	●	●
Centre console with 2 cup holders	●	●	●
Central front armrest with storage compartment	●	●	●
Driver Sport Pack: Personalised colour theme for digital display, Sport adjustment to the steering and accelerator pedal	—	●	●
Electric, heated and power folding door mirrors	●	●	●
Heated steering wheel	●**	●**	●
Electrochromic rear-view mirror	●	●	●
Electric parking brake	●	●	●
E-Routes (ELECTRIC) & E-Remote Control (ELECTRIC & PLUG-IN HYBRID)	○ ⁺	●	●
3.7 kW monophasic On board charger (PLUG-IN HYBRID versions)	●	●	—
7.4 kW monophasic On board charger (PLUG-IN HYBRID versions)	○	○	●
11 kW triphase bi-directional On board charger (ELECTRIC versions)	●	●	●
Mode 3 type 2 cable for Wallbox charging (PLUG-IN HYBRID and ELECTRIC versions)	●	●	●
PEUGEOT e-Remote Control (PLUG-IN HYBRID & ELECTRIC versions)	●	●	●
Heat pump (ELECTRIC versions only)	○	○	●
Gear shift paddles (Excluding ELECTRIC versions)	●	●	●
Electric power steering with reach and rake adjustable steering column	●	●	●
Smart electric tailgate – with foot sensor and pedestrian detection (SW only)	—	○ ⁺	●
Multifunction trip computer	●	●	●



One-touch electric front windows with pinch protection	●	●	●
One-touch electric rear windows with pinch protection	●	●	●
Parking sensors – rear	●	●	●
Parking sensors – front & rear	○ ⁺	●	●
180° HD Colour Reversing Camera	●	●	●
360° HD Colour Front and Rear Camera system	○ ⁺	○ ⁺	●
PEUGEOT i-Cockpit®: compact steering wheel	●	●	●
PEUGEOT i-Cockpit®: 10.0" HD colour touchscreen	●	●	●
PEUGEOT i-Cockpit® with 10" digital instrument panel display	●	●	—
PEUGEOT i-Cockpit®: With 10" 3D digital instrument panel display	—	—	●
Multi driving mode selector – Eco / Normal / Sport mode selector (HYBRID & ELECTRIC)	●	●	●
Multi driving mode selector – Electric / Hybrid / Sport mode (PLUG-IN HYBRID)	●	●	●
Push button start	●	●	●
High Load Retaining Net (SW only)	○	○	●
PEUGEOT Open & Go system (keyless entry & start)	○	●	●
Tailgate with heated rear windscreen & rear wiper	●	●	●
Rear windscreen wiper triggered automatically in reverse gear	●	●	●
Dark tinted rear side and tailgate windows	●	●	●
Battery Preconditioning (Electric Only)	●	●	●

○⁺ Available as part of an Option Pack.

Note: For vehicles registered from 1st July 2025, e-Remote Control (Remote Charging, Remote Climate Control) and e-ROUTES are included with a free 10-year subscription. The features are available via the MyPEUGEOT app.



NEW PEUGEOT 308 & 308 SW EQUIPMENT (3/4)

KEY: ● STANDARD ○ OPTIONAL — UNAVAILABLE



IN CAR ENTERTAINMENT	ALLURE	GT	GT PREMIUM
DAB Radio (Digital Audio Broadcasting)	●	●	●
Wireless Mirror Screen® connection for Android Auto / Apple Car Play™	●	●	●
PEUGEOT customisable i-Toggles®	○ ⁺	●	●
6 Speaker	●	●	●
USB Socket (x2) front including 1 USB-C	●	●	●
USB Socket (x2) rear USB-C: Charging only	●	●	●
Voice recognition (radio, navigation and telephony features)	—	●	●
Connected 3D Navigation: includes TomTom® Live updates and speedcam alerts (6 months free subscription trial) [^]	○ ⁺	●	●
12V socket	●	●	●
Focal® Premium Hi-Fi	—	○ ⁺	○ ⁺

EXTERIOR FEATURES	ALLURE	GT	GT PREMIUM
Body-colour exterior door handles	●	●	●
Body-colour rear spoiler	●	●	●
Door mirror shells: Nera Black	●	●	●
Matte black B pillar	●	—	—
Gloss black B pillar	—	●	●
Gloss black rear cluster connecting strip (Hatchback only)	●	●	●
HYBRID model designation badging on tailgate (HYBRID versions only)	●	●	●




	ALLURE	GT	GT PREMIUM
PLUG-IN model designation badging on tailgate (PLUG-IN HYBRID versions only)	●	●	●
GT model designation badging on tailgate (ELECTRIC versions)	—	●	●
Lion emblem badging on front wings	—	●	●
E-308 badging (ELECTRIC versions)	●	●	●
Model designation badges front and rear	●	●	●
Extended lower body styling to the front and side	—	●	●
Rear lower bumper gloss black 'diffuser effect' trim	●	●	●
Body-coloured front grille	●	●	●
Gloss black roof rails (SW only)	—	●	●
Panoramic Opening Glass Sunroof	—	○ ⁺	○ ⁺
17" 'BANGKOK' Diamond-cut Alloy Wheels (Excluding ELECTRIC versions)	●	—	—
18" 'HELSINKI' Diamond-cut Alloy Wheels (Excluding ELECTRIC versions)	—	●	●
18" 'SEATTLE' Diamond-cut Alloy Wheels (ELECTRIC only)	●	●	●

LIGHTING AND VISIBILITY	ALLURE	GT	GT PREMIUM
Illuminated Front Grille with Illuminated PEUGEOT Shield	—	●	●
Full LED Headlights	●	—	—
Matrix LED headlights	—	●	●
PEUGEOT '3-Claw' signature LED daytime running lights	●	●	●

⁺Available as part of an Option Pack.

Note: For vehicles registered from 1st July 2025, e-Remote Control (Remote Charging, Remote Climate Control) and e-ROUTES are included with a free 10-year subscription. The features are available via the MyPEUGEOT app.



NEW PEUGEOT 308 & 308 SW EQUIPMENT (4/4)

KEY: ● STANDARD ○ OPTIONAL — UNAVAILABLE



LIGHTING AND VISIBILITY CONTINUED

	ALLURE	GT	GT PREMIUM
Sequential Front 'scrolling' indicators	—	●	●
LED side indicator lights integrated into door mirrors	●	●	●
Rear numberplate LED lights (x2)	●	●	●
Rear full LED 3D PEUGEOT 'claw effect' lights (with sequential 'welcome sequence' upon unlocking the vehicle)	●	●	●
Rear reversing lights	●	●	●
High Beam Assist	●	●	●
Visibility pack: automatic lights	●	●	●
Visibility pack: automatic windscreen wipers with magic wash	●	●	●
Visibility pack: 'follow me home' headlights	●	●	●
Manual headlight position corrector/adjustment	●	—	—
Automatic headlight position corrector/adjustment	—	●	●

INTERIOR FEATURES

	ALLURE	GT	GT PREMIUM
8-colour personalisable ambient lighting (door panels)	—	●	●
Compact Drive Selector 'e-Toggle'	●	●	●
Sport pedals with foot rest	●	●	●
Multi-function split leather & gloss steering wheel with grey stitching	●	—	—
Multi-function full grain leather steering wheel with 'Adamite' green stitching & GT badging	—	●	●
Ski Hatch with central rear armrest with cup holder (Hatchback only)	—	●	●




INTERIOR FEATURES (Continued)

	ALLURE	GT	GT PREMIUM
Central rear armrest with ski hatch and cup-holders (SW only)	●	●	●
LED lighting within glovebox	—	●	●
PEUGEOT aluminium door sills	—	●	●
Luxury Carpet Mats	—	●	●
Roof lining – Light Grey	●	—	—
Roof lining – Mistral black	—	●	●
Seating: driver and front passenger seat manual adjustment (longitudinal and back rest angle)	●	●	—
Seating: driver and front passenger seat mechanical height adjustment	●	●	—
Seating: Driver manual lumbar adjustment	●	●	—
Seating: -1/3 – 2/3 folding rear seat (Hatchback)	●	●	●
Seating: 40:20:40 folding rear seat (SW)	●	●	●
Rear flat folding seats (SW only)	●	●	●
Seating: 'TREMEZZO' Tri-Material with 'Isabella' leather effect and cloth seat	●	—	—
Seating: 'UZILA' fabric with 'Isabella' leather effect and cloth seat	—	●	—
Seating: 'FRAXX KNIT' Tri-Material Alcantara® with 'Isabella' leather effect and cloth seat	—	—	●
Seating: Front heated seats (x2)	●**	●**	●
Seating: Driver: AGR – electric driver adjustment, memory: height, slide, backrest angle, electric lumbar adjustment (4 ways), adjustable seat cushion, heating, multi-point massage. Passenger: Manual seat adjustment, slide, backrest angle with rotary button, height, electric lumbar adjustment, heating & multi-point massage	—	—	●

**Standard on ELECTRIC versions only. ○ Available as part of an Option Pack.

Note: For vehicles registered from 1st July 2025, e-Remote Control (Remote Charging, Remote Climate Control) and e-ROUTES are included with a free 10-year subscription. The features are available via the MyPEUGEOT app.



NEW PEUGEOT 308 HATCHBACK PAINT

KEY: ● STANDARD ○ OPTIONAL — UNAVAILABLE

	OPTION CODE	ALLURE	GT	GT PREMIUM
METALLIC PAINT				
Lagoa Blue	M0KH	●	●	●
Cumulus Grey	M0F4	○	○	○
Nera Black	M09V	○	○	○
Okenite White	M0SU	○	○	○
Selenium Grey	M0LD	○	○	○
PREMIUM PAINT				
Elixir Red	M5VH	○	○	○



Lagoa Blue



Cumulus Grey



Nera Black



Okenite White



Selenium Grey



Elixir Red



NEW PEUGEOT 308 SW SW PAINT

KEY: ● STANDARD ○ OPTIONAL — UNAVAILABLE

	OPTION CODE	ALLURE	GT	GT PREMIUM
METALLIC PAINT				
Ingaro Blue	M07K	●	●	●
Cumulus Grey	M0F4	○	○	○
Nera Black	M09V	○	○	○
Okenite White	M0SU	○	○	○
Selenium Grey	M0LD	○	○	○
PREMIUM PAINT				
Elixir Red	M5VH	○	○	○



Ingaro Blue



Cumulus Grey



Nera Black



Okenite White



Selenium Grey



Elixir Red

NEW PEUGEOT 308 & 308 SW

UPHOLSTERY OPTIONS

KEY: ● STANDARD ○ OPTIONAL — UNAVAILABLE

	ALLURE	GT	GT PREMIUM
UPHOLSTERY OPTIONS			
Upholstery	'TREMEZZO' Tri-Material with 'Isabella' leather effect and cloth seat	'UZILA' fabric with 'Isabella' leather effect and cloth seat	'FRAXX KNIT' Tri-Material Alcantara® with 'Isabella' leather effect and cloth seat
Trim code	Z7FX	Z1FX	DBFX
Top-stitching	Quartz	'Adamite' green	'Adamite' green
Front head restraints featuring PEUGEOT shield	—	●	●
Seat trim availability	●	●	●



ALLURE – 'TREMEZZO' fabric with 'Isabella' leather effect



GT – 'UZILA' fabric with 'Isabella' leather effect



GT PREMIUM – Alcantara® with 'Isabella' leather effect

NEW PEUGEOT 308 & 308 SW WHEELS

KEY: ● STANDARD ○ OPTIONAL — UNAVAILABLE

WHEEL DESCRIPTION	ALLURE	GT	GT PREMIUM
17" 'BANGKOK' Diamond-cut Alloy Wheels (ZHO2)	● (Excluding ELECTRIC)	—	—
18" 'HELSINKI' Diamond-cut Alloy Wheels (ZHO6)	—	● (Excluding ELECTRIC)	● (Excluding ELECTRIC)
18" 'SEATTLE' Diamond-cut Alloy Wheels (ZHO1)	● (ELECTRIC versions)	● (ELECTRIC versions)	● (ELECTRIC versions)



17" 'BANGKOK' Diamond-cut Alloy Wheels (ZHO2)



18" 'HELSINKI' Diamond-cut Alloy Wheels (ZHO6)



18" 'SEATTLE' Diamond-cut Alloy Wheels (ZHO1)



NEW PEUGEOT 308 & 308 SW

TECHNICAL SPECIFICATION (1/2)

KEY: ● STANDARD — UNAVAILABLE

	308		308 SW	
	HYBRID 145 e-DSC6 6-speed Dual-Shift Clutch Automatic	1.5L BlueHDi 130 EAT8 S&S 8-Speed Automatic	HYBRID 145 e-DSC6 6-speed Dual-Shift Clutch Automatic	1.5L BlueHDi 130 EAT8 S&S 8-Speed Automatic
DRIVETRAIN				
Fuel type	Petrol	Diesel	Petrol	Diesel
Stop and Start functionality	●	●	●	●
Cubic capacity (cc)	1199	1499	1199	1499
Maximum power bhp (kW)	145 (108) @5500	131 (96) @ 3750	145 (108) @ 5500	131 (96) @ 3750
Maximum torque lb/ft (Nm)	170 (230) @ 1750	221 (300) @ 1750	170 (230) @ 1750	221 (300) @ 1750
8-speed automatic	6-Speed	8-Speed	6-Speed	8-Speed
Service Schedule	16,000 / 1 Year	20,000 / 1 Year	16,000 / 1 Year	20,000 / 1 Year
BRAKES				
Front and rear discs	●	●	●	●
SUSPENSIONS AND TYRES				
Front suspension	Pseudo MacPherson			
Rear suspension	De-formable Crossmember			
Size – 16" tyres	205/55 R16			
Size – 17" tyres	225/45 R17			
Size – 18" tyres	225/40/R18			
REGULATED EMISSIONS				
Carbon monoxide (mg/km)	730.4	43	730.4	43
Total hydrocarbons (mg/km)	19.8	—	19.8	—
Nitrogen Oxides (mg/km)	12.6	50.8	12.6	50.8
Total hydrocarbons + Nitrogen Oxides (mg/km)	—	55.9	—	55.9
Particulate Matter (mg/km)	0.45	0.35	0.45	0.35

The fuel consumption achieved, and CO₂ produced, in real world conditions will depend upon a number of factors including, but not limited to: the accessories fitted (pre and post registration); variations in weather; driving styles and vehicle load. The WLTP (Worldwide Harmonised Light Vehicles Test Procedure) is used to measure fuel consumption and CO₂ figures.

Figures shown are for comparison purposes and should only be compared to the fuel consumption and CO₂ values of other cars tested to the same technical standard.

^ 'LOW': Low speed city driving, representative of city centre driving, maximum 35mph.


^^ 'MEDIUM': Medium speed town driving, representative of town or suburban driving, maximum 50mph.

^^^ 'HIGH': High speed rural driving, representative of A-road or dual carriageway driving, maximum 60mph.

^* 'EXTRA HIGH': Extra High speed motorway driving, representative of a typical European motorway, maximum 81mph.

^*^ 'COMBINED': A mixed journey average of all elements.

Figures quoted reflect a range of configurations (including non-UK market vehicles) and are subject to changes resulting from ongoing product development, range evolutions, testing and evaluations.





NEW PEUGEOT 308 & 308 SW

TECHNICAL SPECIFICATION (2/2)

KEY: ● STANDARD — UNAVAILABLE

	308		308 SW	
	HYBRID 145 e-DSC6 6-speed Dual-Shift Clutch Automatic	1.5L BlueHDi 130 EAT8 S&S 8-Speed Automatic	HYBRID 145 e-DSC6 6-speed Dual-Shift Clutch Automatic	1.5L BlueHDi 130 EAT8 S&S 8-Speed Automatic
FUEL CONSUMPTION, EMISSIONS AND PERFORMANCE (DRIVER ONLY) INFORMATION				
Maximum speed (mph)	130	129	130	129
Acceleration 0-62 mph driver only (sec)	9.3	10.5	9.3	10.7
Fuel Consumption: Low MPG (litres/100km) [^]	51.5 - 68.7 (4.1 - 5.5)	43.2 - 48.8 (5.8 - 6.5)	51.5 - 68.7 (4.1 - 5.5)	43.2 - 48.8 (5.8 - 6.5)
Fuel Consumption: Medium MPG (litres/100km) ^{^^}	49.2 - 64.1 (4.4 - 5.7)	50.9 - 59.7 (4.7 - 5.5)	49.2 - 64.1 (4.4 - 5.7)	50.9 - 59.7 (4.7 - 5.5)
Fuel Consumption: High MPG (litres/100km) ^{^^^}	53.6 - 71.7 (3.9 - 5.3)	57.0 - 68.9 (4.1 - 5.0)	53.6 - 71.7 (3.9 - 5.3)	57.0 - 68.9 (4.1 - 5.0)
Fuel Consumption: Extra High MPG (litres/100km) ^{^^*}	43.6 - 54.1 (5.2 - 6.5)	47.5 - 57.7 (4.9 - 5.9)	43.6 - 54.1 (5.2 - 6.5)	47.5 - 57.7 (4.9 - 5.9)
Fuel Consumption: Combined MPG (litres/100km) ^{^^^}	48.5 - 62.6 (4.5 - 5.8)	50.1 - 59.6 (4.7 - 5.6)	48.5 - 62.6 (4.5 - 5.8)	50.1 - 59.6 (4.7 - 5.6)
Carbon Dioxide (CO ₂) emissions Combined (g/km) ^{**}	102 - 131	124 - 148	102 - 131	124 - 148
VEHICLE WEIGHT INFORMATION (KG)				
Gross vehicle weight	1950	1940	2005	1975
Mass in service	1518	1511	1589	1548
Kerb weight	1382	1378	1427	1409
Gross train weight	3100	3490	3110	3475
Maximum braked trailer weight	1150	1550	1150	1500
Maximum tow ball weight	70	70	70	70
INSURANCE CODES				
ALLURE	22E	22E	22E	22E
GT	22E	22E	23E	22E
GT PREMIUM	23E	23E	23E	22E

The fuel consumption achieved, and CO₂ produced, in real world conditions will depend upon a number of factors including, but not limited to: the accessories fitted (pre and post registration); variations in weather; driving styles and vehicle load. The WLTP (Worldwide Harmonised Light Vehicles Test Procedure) is used to measure fuel consumption and CO₂ figures.

Figures shown are for comparison purposes and should only be compared to the fuel consumption and CO₂ values of other cars tested to the same technical standard.

[^] 'LOW': Low speed city driving, representative of city centre driving, maximum 35mph.


^{^^} 'MEDIUM': Medium speed town driving, representative of town or suburban driving, maximum 50mph.


^{^^^} 'HIGH': High speed rural driving, representative of A-road or dual carriageway driving, maximum 60mph.

^{^^*} 'EXTRA HIGH': Extra High speed motorway driving, representative of a typical European motorway, maximum 81mph.

^{^^^} 'COMBINED': A mixed journey average of all elements.

Figures quoted reflect a range of configurations (including non-UK market vehicles) and are subject to changes resulting from ongoing product development, range evolutions, testing and evaluations.





NEW PEUGEOT 308 & 308 SW

TECHNICAL SPECIFICATION – PLUG-IN HYBRID (1/3)

KEY: ● STANDARD — UNAVAILABLE

	308	308 SW
	PLUG-IN HYBRID 195 e-DSC7 7-speed Dual-Shift Clutch Automatic	PLUG-IN HYBRID 195 e-DSC7 7-speed Dual-Shift Clutch Automatic
PETROL ENGINE		
Cubic capacity (cc)	1598	1598
Maximum power hp (kW)	150 (110) @ 5500	150 (110) @ 5500
Maximum torque lb/ft (Nm)	221 (300) @ 1750	221 (300) @ 1750
Regulated Emission Standard	Euro 6e.bis	Euro 6e.bis
Injection Type	Direct	Direct
Service Interval	20,000 / 1 Year	20,000 / 1 Year
ELECTRIC MOTOR		
Electric motor	1 at the front	1 at the front
Maximum power hp (kW)	123.4 (92) @ 2500	123.4 (92) @ 2500
Maximum torque lb/ft (Nm)	87 (118) @ 500 - 2500	87 (118) @ 500 - 2500
Battery	Li-ion	Li-ion
Battery Warranty	8 year traction battery warranty	8 year traction battery warranty
Battery Capacity (kWh)	17.2	17.2
Equivalent All Electric Range – EAER (miles)*	45 - 59	45 - 59
On Board Charger (kW)	3.7 as standard / 7.4 as option (7.4 kW Standard on GT PREMIUM)	3.7 as standard / 7.4 as option (7.4 kW Standard on GT PREMIUM)
COMBINED PERFORMANCE		
Combined Maximum power hp (kW)	195 (144)	195 (144)
Combined Maximum torque lb/ft (Nm)	266 (360)	266 (360)
TRANSMISSION		
Type	Automatic, Front wheel drive	Automatic, Front wheel drive
Number of gears	7	7

The fuel consumption or electric range achieved, and CO₂ produced (where applicable), in real world conditions will depend upon a number of factors including, but not limited to: the accessories fitted (pre and post registration); the starting charge of the battery; variations in weather; driving styles and vehicle load. The WLTP (Worldwide Harmonised Light Vehicles Test Procedure) is used to measure fuel consumption, electric range and CO₂ figures.

Figures shown are for comparison purposes and should only be compared to the fuel consumption, electric range and CO₂ values of other cars tested to the same technical standard.

^ 'LOW': Low speed city driving, representative of city centre driving, maximum 35mph.

^^ 'MEDIUM': Medium speed town driving, representative of town or suburban driving, maximum 50mph.

^^^ 'HIGH': High speed rural driving, representative of A-road or dual carriageway driving, maximum 60mph.


^* 'EXTRA HIGH': Extra High speed motorway driving, representative of a typical European motorway, maximum 81mph.

^*^ 'COMBINED': A mixed journey average of all elements.

Figures quoted reflect a range of configurations (including non-UK market vehicles) and are subject to changes resulting from ongoing product development, range evolutions, testing and evaluations.

*Please note: The EAER, Equivalent All Electric Range, is for business tax calculations only and does not represent the actual range attainable by the vehicle.





NEW PEUGEOT 308 & 308 SW

TECHNICAL SPECIFICATION – PLUG-IN HYBRID (2/3)

KEY: ● STANDARD — UNAVAILABLE

	308	308 SW
	PLUG-IN HYBRID 195 e-DSC7 7-speed Dual-Shift Clutch Automatic	PLUG-IN HYBRID 195 e-DSC7 7-speed Dual-Shift Clutch Automatic
VEHICLE WEIGHT INFORMATION (KG)		
Gross vehicle weight	2140	2185
Mass in service	1747	1789
Kerb weight	1621	1661
Gross train weight	3500	3500
Maximum braked trailer weight	750	750
Maximum tow ball weight	70	70
PERFORMANCE (DRIVER ONLY) INFORMATION		
Maximum speed in Sport mode / Electric (mph)	140/84	140/84
Acceleration 0-62 mph driver only (sec)	7.9	7.9
FUEL CONSUMPTION AND EMISSIONS WLTP V. LOW / V. HIGH FUEL CONSUMPTION		
Fuel Consumption: Combined MPG (litres/100km) ^{^*^}	106.9 - 148.1 (2.6 - 1.9)	106.9 - 148.1 (2.6 - 1.9)
Carbon Dioxide (CO ₂) emissions Combined (g/km)	43 - 60	43 - 60
FUEL		
Capacity (litres)	40	40
REGULATED EMISSIONS		
Carbon monoxide (mg/km)	174	174
Total hydrocarbons (mg/km)	12.3	12.3
Nitrogen Oxides (mg/km)	2.8	2.8
Total Hydrocarbons + Nitrogen Oxides (mg/km)	—	—
Particulate Matter (mg/km)	0.13	0.13
BRAKES		
Front and rear discs	Front: 304x28mm / Rear: 268x12mm	Front: 304x28mm / Rear: 268x12mm

The fuel consumption or electric range achieved, and CO₂ produced (where applicable), in real world conditions will depend upon a number of factors including, but not limited to: the accessories fitted (pre and post registration); the starting charge of the battery; variations in weather; driving styles and vehicle load. The WLTP (Worldwide Harmonised Light Vehicles Test Procedure) is used to measure fuel consumption, electric range and CO₂ figures.

Figures shown are for comparison purposes and should only be compared to the fuel consumption, electric range and CO₂ values of other cars tested to the same technical standard.

[^] 'LOW': Low speed city driving, representative of city centre driving, maximum 35mph.

^{^^} 'MEDIUM': Medium speed town driving, representative of town or suburban driving, maximum 50mph.

^{^^^} 'HIGH': High speed rural driving, representative of A-road or dual carriageway driving, maximum 60mph.

^{^*} 'EXTRA HIGH': Extra High speed motorway driving, representative of a typical European motorway, maximum 81mph.

^{^*^} 'COMBINED': A mixed journey average of all elements.

Figures quoted reflect a range of configurations (including non-UK market vehicles) and are subject to changes resulting from ongoing product development, range evolutions, testing and evaluations.

*Please note: The EAER, Equivalent All Electric Range, is for business tax calculations only and does not represent the actual range attainable by the vehicle.





NEW PEUGEOT 308 & 308 SW

TECHNICAL SPECIFICATION – PLUG-IN HYBRID (3/3)

KEY: ● STANDARD — UNAVAILABLE

	308	308 SW
	PLUG-IN HYBRID 195 e-DSC7 7-speed Dual-Shift Clutch Automatic	PLUG-IN HYBRID 195 e-DSC7 7-speed Dual-Shift Clutch Automatic
SUSPENSION AND TYRES		
Front suspension	Pseudo-Mac Pherson axle	Pseudo-Mac Pherson axle
Rear suspension	Semi-independent wheels – Twist beam axle	Semi-independent wheels – Twist beam axle
Size – 17" tyres	225/45 R17	225/45 R17
Size – 18" tyres	225/40 R18	225/40 R18
INSURANCE CODES		
ALLURE	28E	29E
GT	29E	29E
GT PREMIUM	29E	30E

The fuel consumption or electric range achieved, and CO₂ produced (where applicable), in real world conditions will depend upon a number of factors including, but not limited to: the accessories fitted (pre and post registration); the starting charge of the battery; variations in weather; driving styles and vehicle load. The WLTP (Worldwide Harmonised Light Vehicles Test Procedure) is used to measure fuel consumption, electric range and CO₂ figures.

Figures shown are for comparison purposes and should only be compared to the fuel consumption, electric range and CO₂ values of other cars tested to the same technical standard.

^ 'LOW': Low speed city driving, representative of city centre driving, maximum 35mph.

^^ 'MEDIUM': Medium speed town driving, representative of town or suburban driving, maximum 50mph.

^^^ 'HIGH': High speed rural driving, representative of A-road or dual carriageway driving, maximum 60mph.

^* 'EXTRA HIGH': Extra High speed motorway driving, representative of a typical European motorway, maximum 81mph.

^*^ 'COMBINED': A mixed journey average of all elements.

Figures quoted reflect a range of configurations (including non-UK market vehicles) and are subject to changes resulting from ongoing product development, range evolutions, testing and evaluations.

*Please note: The EAER, Equivalent All Electric Range, is for business tax calculations only and does not represent the actual range attainable by the vehicle.





NEW PEUGEOT 308 & 308 SW TECHNICAL SPECIFICATION – ELECTRIC (1/2)

KEY: ● STANDARD — UNAVAILABLE

	E-308 ELECTRIC	E-308 SW ELECTRIC
	ELECTRIC 55 kWh 156	ELECTRIC 55 kWh 156
ELECTRIC MOTOR		
Maximum power hp (kW)	156 (115)	156 (115)
Maximum torque (Nm)	270	270
Battery Gross Capacity (kWh) / Battery power (kW)	58 / 115	58 / 115
Battery Usable Capacity (kWh)/ Battery Power (kW)	55 / 115	55 / 115
Battery Warranty	8 Year traction battery warranty	8 Year traction battery warranty
Electric Range CITY (High to Low) miles	323 - 370	323 - 370
Electric Range COMBINED (High to Low) miles	254 - 287	254 - 287
Electric Range WLTP (miles)	Up to 279	Up to 275
Bi-Directional On Board Charger (kW)	11	11
TRANSMISSION		
Type	Automatic	Automatic
Number of gears	One	One
SUSPENSIONS AND TYRES		
Front suspension	Pseudo MacPherson	Pseudo MacPherson
Rear suspension	Semi-independent wheels – Twist beam axle	Semi-independent wheels – Twist beam axle
Size – 18" tyres	215/45 R18 V	215/45 R18 V
BRAKES		
Front and rear discs	●	●
PERFORMANCE		
Maximum speed (mph)	106	106
Acceleration 0-62 mph driver only (sec)	9.8	9.9





NEW PEUGEOT 308 & 308 SW

TECHNICAL SPECIFICATION – ELECTRIC (2/2)

KEY: ● STANDARD — UNAVAILABLE

	E-308 ELECTRIC	E-308 SW ELECTRIC
	ELECTRIC 55 kWh 156	ELECTRIC 55 kWh 156
REGULATED EMISSIONS		
Carbon monoxide (mg/km)	—	—
Total hydrocarbons (mg/km)	—	—
Nitrogen Oxides (mg/km)	—	—
Total Hydrocarbons + Nitrogen Oxides (mg/km)	—	—
Particulate Matter (mg/km)	—	—
Carbon Dioxide (CO ₂) emissions Combined (g/km)**	0	0
VEHICLE WEIGHT INFORMATION (KG)		
Gross vehicle weight	2190	2200
Mass in service	1792	1816
Kerb weight	1674	1708
Gross train weight	—	—
Maximum braked trailer weight	—	—
Maximum tow ball weight	60	55
SERVICE SCHEDULE		
Initial operation 8,000 miles / 1 Year, first scheduled service 16,000 miles / 2 Years		
INSURANCE CODES		
ALLURE	26E	26E
GT	26E	26E
GT PREMIUM	26E	27E

The fuel consumption or electric range achieved, and CO₂ produced (where applicable), in real world conditions will depend upon a number of factors including, but not limited to: the accessories fitted (pre and post registration); the starting charge of the battery; variations in weather; driving styles and vehicle load. The WLTP (Worldwide Harmonised Light Vehicles Test Procedure) is used to measure fuel consumption, electric range and CO₂ figures.

Figures shown are for comparison purposes and should only be compared to the fuel consumption, electric range and CO₂ values of other cars tested to the same technical standard.

[^] 'LOW': Low speed city driving, representative of city centre driving, maximum 35mph.

^{^^} 'MEDIUM': Medium speed town driving, representative of town or suburban driving, maximum 50mph.


^{^^^} 'HIGH': High speed rural driving, representative of A-road or dual carriageway driving, maximum 60mph.

^{^*} 'EXTRA HIGH': Extra High speed motorway driving, representative of a typical European motorway, maximum 81mph.

^{^*^} 'COMBINED': A mixed journey average of all elements

Figures quoted reflect a range of configurations (including non-UK market vehicles) and are subject to changes resulting from ongoing product development, range evolutions, testing and evaluations.

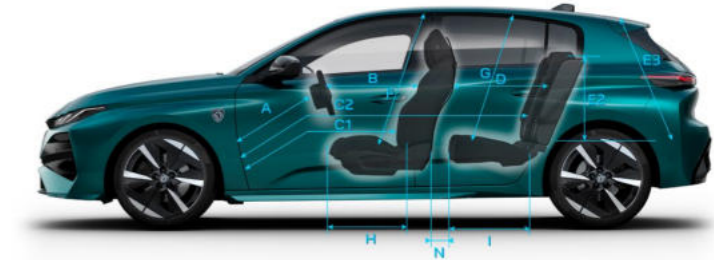
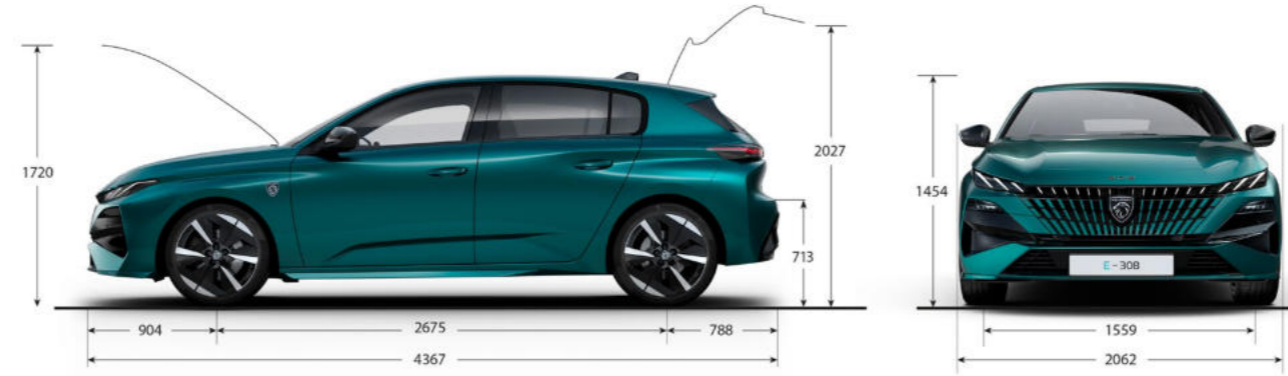




NEW PEUGEOT 308 HATCHBACK DIMENSIONS



EXTERNAL DIMENSIONS

Length (mm)	4367
Width (mm)	1852
Height (mm)	1454
Wheelbase (mm)	2675
Front / rear overhang (mm)	904/788
Front / rear track width (mm)	1559/1552



EXTERNAL DIMENSIONS FOR PARKING

Width with front / rear doors open (mm)	3650/3356
Width with door mirrors open / folded (mm)	2062/1859



INTERNAL DIMENSIONS

Number of seats	5
Front / rear elbow room (mm)	1443/1411
Front / rear shoulder room (mm)	1428/1367
Front / rear head room (mm) *	891 / 866

BOOT, STORAGE & FUEL TANK

Length with rear seat back up (mm)	770
Width between wheel housings (mm)	1050
Min. boot volume ICE/PHEV/Electric (litres)	412 / 314 / 361
Max. boot volume ICE/PHEV/Electric (litres)	1323 / 1271 / 1258
Fuel tank capacity HYBRID/PLUG-IN HYBRID (litres)	52/40



A	718	F	891
B	597	G	866
C1	886	H	510
C2	1743	I	452
D	857	J	1428
E	770	K	1443
E1	1050	L	1367
E2	524	M	1411
E3	689	N	129



NEW PEUGEOT 308 SW DIMENSIONS

EXTERNAL DIMENSIONS

Length (mm)	4636
Width (mm)	1852
Height (mm)	1454
Wheelbase (mm)	2732
Front / rear overhang (mm)	904/1000
Front / rear track width (mm)	1559/1552

EXTERNAL DIMENSIONS FOR PARKING




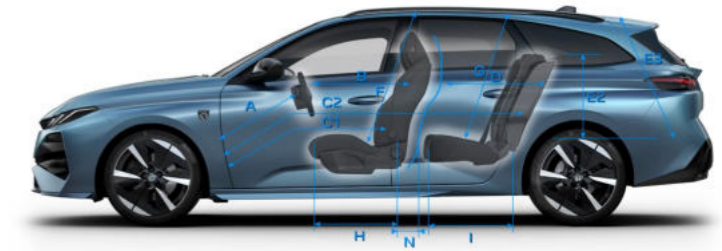

Width with front / rear doors open (mm)	3650/3351
Width with door mirrors open / folded (mm)	2062/1860

INTERNAL DIMENSIONS

Number of seats	5
Front / rear elbow room (mm)	1443/1414
Front / rear shoulder room (mm)	1428/1367
Front / rear head room (mm) *	891/882

BOOT, STORAGE & FUEL TANK

Length with rear seat back up (mm)	1026
Width between wheel housings (mm)	1029
Min. boot volume ICE/PHEV/Electric (litres)	599 / 467 / 505
Max. boot volume ICE/PHEV/Electric (litres)	1487 / 1483 / 1402
Fuel tank capacity HYBRID/PLUG-IN HYBRID (litres)	52/40



A	718	F	891
B	597	G	882
C1	886	H	510
C2	1743	I	450
D	857	J	1428
E	1026	K	1443
E1	1029	L	1367
E2	493	M	1414
E3	797	N	129



NEW PEUGEOT 308 & 308 SW SERVICE CONTRACTS

PEUGEOT OFFER TWO LEVELS OF SERVICE PLAN CONTRACTS

What's included:

- PEUGEOT Service Plans offer complete assurance that all your servicing costs will be completely covered for the duration of the plan
- We offer PEUGEOT Service Plans for up to five years with many mileage options
- One-off up front or monthly direct debit payment options available
- All packages are affordable and inflation proof, which means they will remain at a fixed cost for the duration of the plan.

Monthly price examples*:

NEW 308 HYBRID

36 Months / 30,000 Miles	48 Months / 40,000 Miles	60 Months / 50,000 Miles
£16.13 per month	£20.66 per month	£20.70 per month

NEW 308 PLUG-IN HYBRID

36 Months / 30,000 Miles	48 Months / 40,000 Miles	60 Months / 50,000 Miles
£20.21 per month	£26.03 per month	£26.09 per month


NEW E-308 ELECTRIC

36 Months / 30,000 Miles	48 Months / 40,000 Miles	60 Months / 50,000 Miles
£8.11 per month	£10.15 per month	£10.12 per month

*Price examples based on an annual mileage of 10,000 per annum. Updated on 01/09/2025.

A PEUGEOT Service Plan can be purchased up to 12 months after registration date. The prices quoted above are indicative, for a bespoke quote please contact your local PEUGEOT Retailer. If the plan is taken out after the date of registration an additional payment will be required to cover this starting period.

Any normal wear and tear maintenance work such as replacement of tyres, brake pads, brake discs, clutches, shock absorbers, wipers, batteries, bulbs, silencer, exhausts and windscreens are excluded. Servicing must be carried out by a PEUGEOT Authorised Repairer in the UK. PEUGEOT Motor Company reserve the right to change, amend or withdraw this product at any time.



EXTENDED PEUGEOT ASSISTANCE*

What's included: Extension of your PEUGEOT Assistance Cover:

- Offers you the opportunity to extend PEUGEOT Assistance up to a further two years

Cover includes:

- PEUGEOT Assistance from Home
- PEUGEOT Roadside Assistance
- PEUGEOT Recovery
- PEUGEOT Onward Travel
- PEUGEOT European Cover

*Excludes non-vehicle induced faults.

TO FIND OUT ABOUT EXTENDING YOUR PEUGEOT ASSISTANCE COVER **CALL 0800 294 0294**



NEW PEUGEOT 308 & 308 SW FURTHER INFORMATION

MANUFACTURERS RECOMMENDED RETAIL PRICE ON THE ROAD (INCLUDES THE FOLLOWING FROM 1ST APRIL 2026)

TAX BAND	CO ₂ (g/km)	FIRST YEAR VED	ANNUAL STANDARD RATE	FIRST REG FEE	DELIVERY CHARGE	VAT @ 20% ON DELIVERY	TOTAL OTR COSTS ALTERNATIVE FUEL, PETROL & DIESEL (RDE2)
A	0	£10.00	£200.00	£55.00	£825.00	£165.00	£1,055.00
B	1-50	£115.00	£200.00	£55.00	£825.00	£165.00	£1,160.00
C	51-75	£135.00	£200.00	£55.00	£825.00	£165.00	£1,180.00
D	76-90	£280.00	£200.00	£55.00	£825.00	£165.00	£1,325.00
E	91-100	£365.00	£200.00	£55.00	£825.00	£165.00	£1,410.00
F	101-110	£405.00	£200.00	£55.00	£825.00	£165.00	£1,450.00
G	111-130	£455.00	£200.00	£55.00	£825.00	£165.00	£1,500.00
H	131-150	£560.00	£200.00	£55.00	£825.00	£165.00	£1,605.00
I	151-170	£1,410.00	£200.00	£55.00	£825.00	£165.00	£2,455.00
J	171-190	£2,270.00	£200.00	£55.00	£825.00	£165.00	£3,315.00
K	191-225	£3,420.00	£200.00	£55.00	£825.00	£165.00	£4,465.00
L	226-255	£4,850.00	£200.00	£55.00	£825.00	£165.00	£5,895.00
M	Over 255	£5,690.00	£200.00	£55.00	£825.00	£165.00	£6,735.00

VAT is calculated at 20%. VAT is not applicable to cars sold in the Channel Islands.

All Cars with a manufacturers list price over £40,000 (£50,000 for Electric Versions) at first registration will pay an additional rate of £425 per year (at current rates) on top of Annual 'Standard Rate' VED, for five years from the start of the second licence, before returning to the Annual Standard Rate. (Manufacturers List price includes all optional paint, trim and equipment, but excludes first year VED and first registration fee)

PEUGEOT 3 YEARS OF WARRANTY

All vehicles first registered in the UK and purchased from a UK PEUGEOT Retailer benefit from a PEUGEOT 2 year unlimited mileage manufacturer's warranty and a free optional additional 1 year of warranty provided by the PEUGEOT Retail Network in the UK.

PEUGEOT ASSISTANCE

All new PEUGEOTs come with PEUGEOT Assistance, our breakdown assistance service.

PEUGEOT Assistance is available every minute of the day and night; 365 days of the year, for you and anyone else driving your PEUGEOT with your permission.

Click [here](#) for full details.

All information and prices correct at time of publication, but are subject to change at any time without prior notice (which may occur as a result of matters including, but not limited to, any changes in legislation and/or any changes by the government).

It is our policy to continually improve our vehicles in every way. To avoid any misunderstandings you are advised to check with your PEUGEOT Dealer the prices, specification (including colour), equipment, accessories and equipment relating to any PEUGEOT vehicle and the exact cost and availability prior to ordering.

Where a feature is described as an option in this publication it should be assumed that it is at extra cost unless specifically stated otherwise.

Issued by Sales and Marketing, PEUGEOT Motor Company PLC, Pinley House, Sunbeam Way, Coventry CV3 1ND.



NEW PEUGEOT 308 & 308 SW

INCLUDING ELECTRIC, HYBRID & PLUG-IN HYBRID

Join us:



All information and prices correct at time of publication, but are subject to change at any time without prior notice (which may occur as a result of matters including, but not limited to, any changes in legislation and/or any changes by the government). It is our policy to continually improve our vehicles in every way. To avoid any misunderstandings you are advised to check with your PEUGEOT Retailer the prices, specification (including colour), equipment, accessories and equipment relating to any PEUGEOT vehicle and the exact cost and availability prior to ordering. Where a feature is described as an option in this publication it should be assumed that it is at extra cost unless specifically stated otherwise. Issued by Sales and Marketing, PEUGEOT Motor Company PLC, Pinley House, Sunbeam Way, Coventry CV3 1ND.

